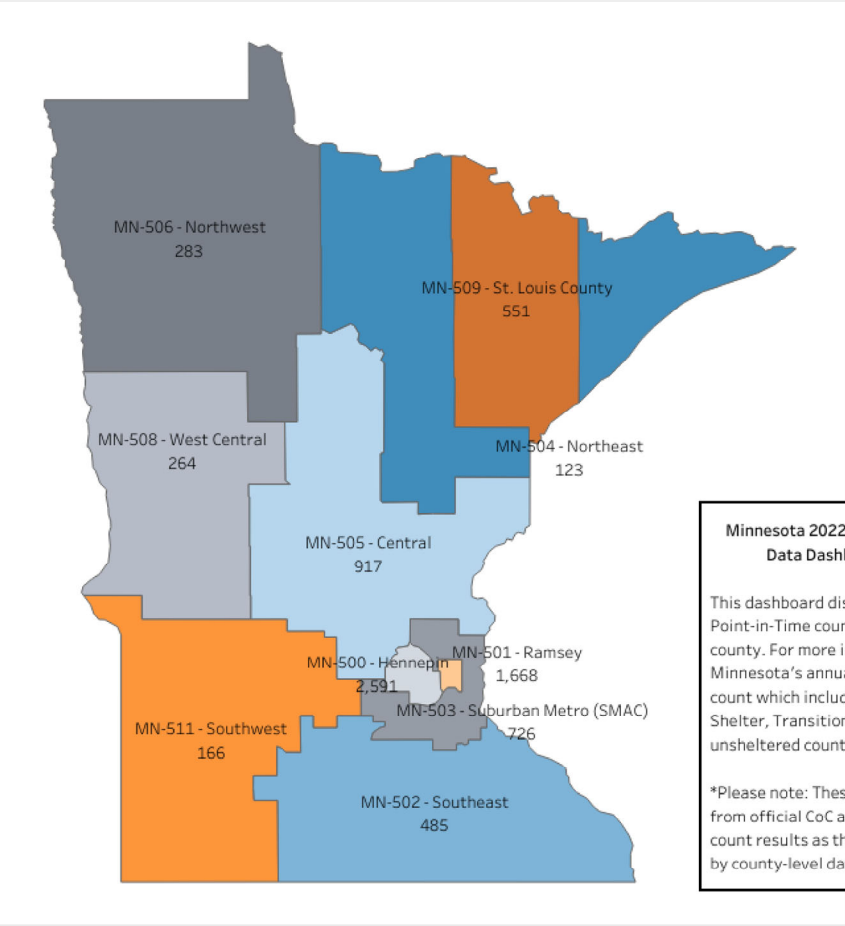


Minnesota 2022: PIT County-level Data Dashboard

Color-coding in the map is for visual distinction only.



Minnesota 2022: PIT County-level Data Dashboard Notes

This dashboard displays MN 2022 Point-in-Time count information by county. For more information about Minnesota's annual one-night PIT count which includes Emergency Shelter, Transitional Housing, and unsheltered counts, [please click here](#).

*Please note: These counts will vary from official CoC and statewide PIT count results as they are organized by county-level data. Any missing co..

Total PIT Count by County*

7,774



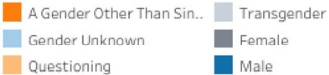
American Indian, Alaska Native, Or Indigenous	877
Black , African American, or African	2229
Native Hawaiian Or Pacific Islander	26
Asian Or Asian American	139
Multiple Races	773
Race Unknown	1207
white	2525



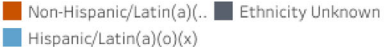
Under 18	1971
18-24	771
25+	4941
Age Unknown	91

Total Veterans by County*

290



A Gender Other Than Singularly Female Or Male (...)	17
Gender Unknown	977
Questioning	<5
Transgender	33
Female	2914
Male	3832



Non-Hispanic/Latin(a)(o)(x)	5762
Hispanic/Latin(a)(o)(x)	583
Ethnicity Unknown	1429